

**CURRIES**

**ASSA ABLOY**



## KD Drywall Frames

SLEEK...  
VERSATILE...  
ECONOMICAL...  
AND DURABLE

ASSA ABLOY, the global leader  
in door opening solutions

# Greater Flexibility Than Ever Before...

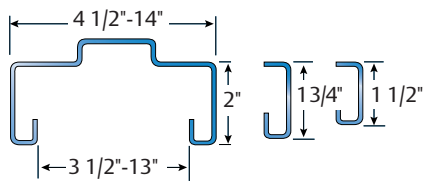
## CURRIES KD Drywall Frames

- **Sleek** - choice of narrower 1 1/2", 1 3/4" & 2" face dimensions.
- **Versatile** - 18, 16, and 14 gauge
- **Economical** - Only 3 frame pieces for faster, easier installation.
- **Durable** - Tested to 1 million cycles.

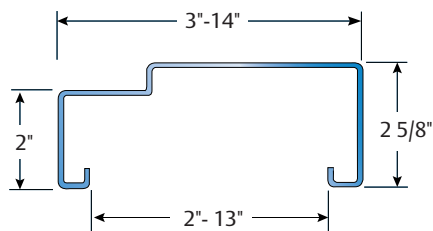
### Versatility to Handle Nearly Any Drywall Installation

For any combination of wood stud, wire truss or steel stud construction. CURRIES can wrap your wall condition with double rabbet frames, in 1/8" increments, 18, 16 or 14-ga. steel for 1 3/8" or 1 3/4" doors with frame jamb depths ranging from 4 1/2" through 14" (i.e. frame depth 1" larger than wall thickness).

To satisfy any design requirement, CURRIES KD Drywall Frames are available with face dimensions of 1 1/2", 1 3/4" & 2".

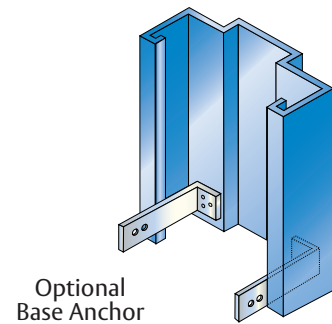

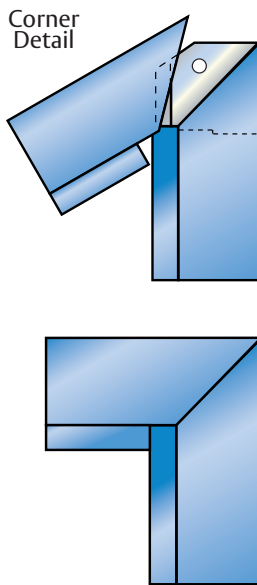


Also available in a full range of single rabbet KD frames, in 1/8" increments, in 18 or 16-ga. steel for 1 3/8" and 1 3/4" doors with frame jamb depths ranging from 3" through 14" (i.e. frame depth 1" larger than wall thickness).



### 3-Piece, Simplified Design Frame with Features that Save Time and Money

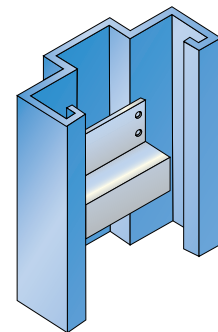
Solid interlocking corners with 16-ga. corner clip reinforcing. Hairline seam at corner face is aesthetically pleasing to the eye.



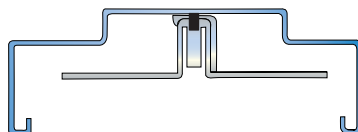
Easily, quickly installed, dependable compression bar anchor system at top of each jamb, secures frame in opening.

Bottom base anchor options provide a simple, yet solid, bottom anchor.

**Note:** Optional base anchor (shown) required on 1 1/2" and 1 3/4" face frames. Optional jamb security anchor provides extra security from pry bar thieves attempting forcible entry.



Security Anchor Option



# Fast and Easy to Install

## The End Result: A First Class Frame

**1.**

Construct wall with rough opening height equal to finished opening height plus  $\frac{3}{4}$ " to 1" max. Rough opening width is as follows:

- a) For 2" face frames—opening width plus  $2\frac{1}{8}$ " to  $2\frac{3}{8}$ "
- b) For  $1\frac{3}{4}$ " and  $1\frac{1}{2}$ " face frames—opening width plus 2"

**2.**

If optional base anchor is used, notch drywall in that area.



**3.**

Retract compression bars in the jambs by turning screws clockwise and install one jamb in position on wall.



**4.**

Insert frame head under the corner clips of the jamb and raise the head into position.

**5.**

Insert the corner clips of the remaining jamb into the opposite end of the head and position jamb on wall.

**6.**

Locate a removable frame bar at sill of the frame to maintain proper opening width during installation.

**7.**

Square and plumb frame and install base anchor screws through counter-sunk holes in frame face and into floor plate.

**8.**

Square top of frame and tighten compression bars by turning screws counter clockwise. (Do not overtighten).

**9.**

Install (4) No. 8 x  $\frac{1}{2}$  sheet metal screws at the corners of the head to attach head to jambs. (Mandatory for fire rated frames)



# Pertinent Data

## CURRIES KD Drywall Frames

### Applications

CURRIES KD Drywall Frames can be provided to wrap any drywall condition. Because of CURRIES capability to provide jamb depths in 1/8" increments, it permits any combination of wood stud, wire truss, or steel stud wall and combination of drywall thickness to be used in single or double layer conditions.

### Fire Ratings

Maximum 1-1/2 hour fire protection can be achieved with CURRIES KD Drywall Frames, including 1-1/2" x 1-3/4" narrow face style, with a maximum single frame size of 4'0" x 9'0" and maximum pair size of 8'0" x 7'2" or 7'0" x 9'0".

### Capabilities

CURRIES KD Drywall Frames are available for any standard door size opening—and CURRIES offers manufactured door opening sizes to any width and height desired—at **no extra cost**.

Combining the above with CURRIES capability to furnish narrow face frame dimensions, means that even "hard to fit" doorways can be filled with ease if CURRIES is specified.

### Paint Finishes

A variety of standard and custom colors are available to coordinate color schemes in a prefinish frame condition. Contact your local CURRIES Distributor for prefinish color charts.

Check the Yellow Pages under "Doors" or "Doors-Metal."

### Specifications

Dry-Wall frames shall be as manufactured by CURRIES Company, Mason City, Iowa. Frames shall be manufactured from cold rolled steel 14, 16 or 18 gauge steel. Frames shall be knock-down, double return back bend (to prevent cutting into wall), flush hairline miter at corner of head and jamb, corner reinforced with concealed clip. Each jamb to have one compression anchor to securely hold frame between studs and maintain proper alignment. Frames shall be bonderized and receive one coat of factory baked-on prime coat. Minimum requirements for hardware reinforcements are to be as follows:

Hinge Reinforcing - 7 ga.  
Lock/Strike Reinforcing - 14 ga. x Template Requirements



CURRIES • 1502 12th Street NW • Mason City • IA 50401  
Phone: 641-423-1334 • Fax: 641-424-8305  
Website: [www.curries.com](http://www.curries.com)

ASSA ABLOY, the global leader  
in door opening solutions

