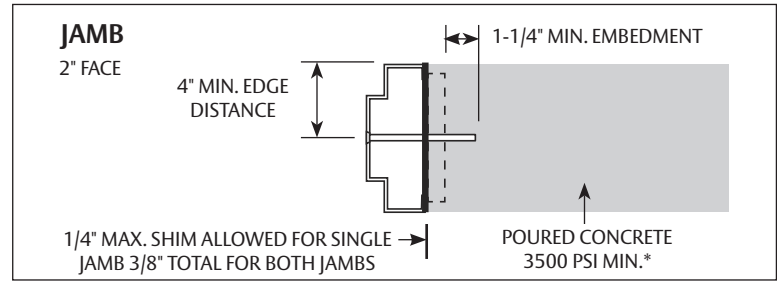
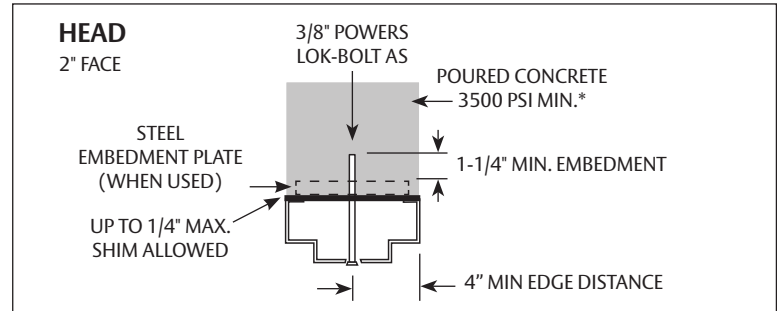
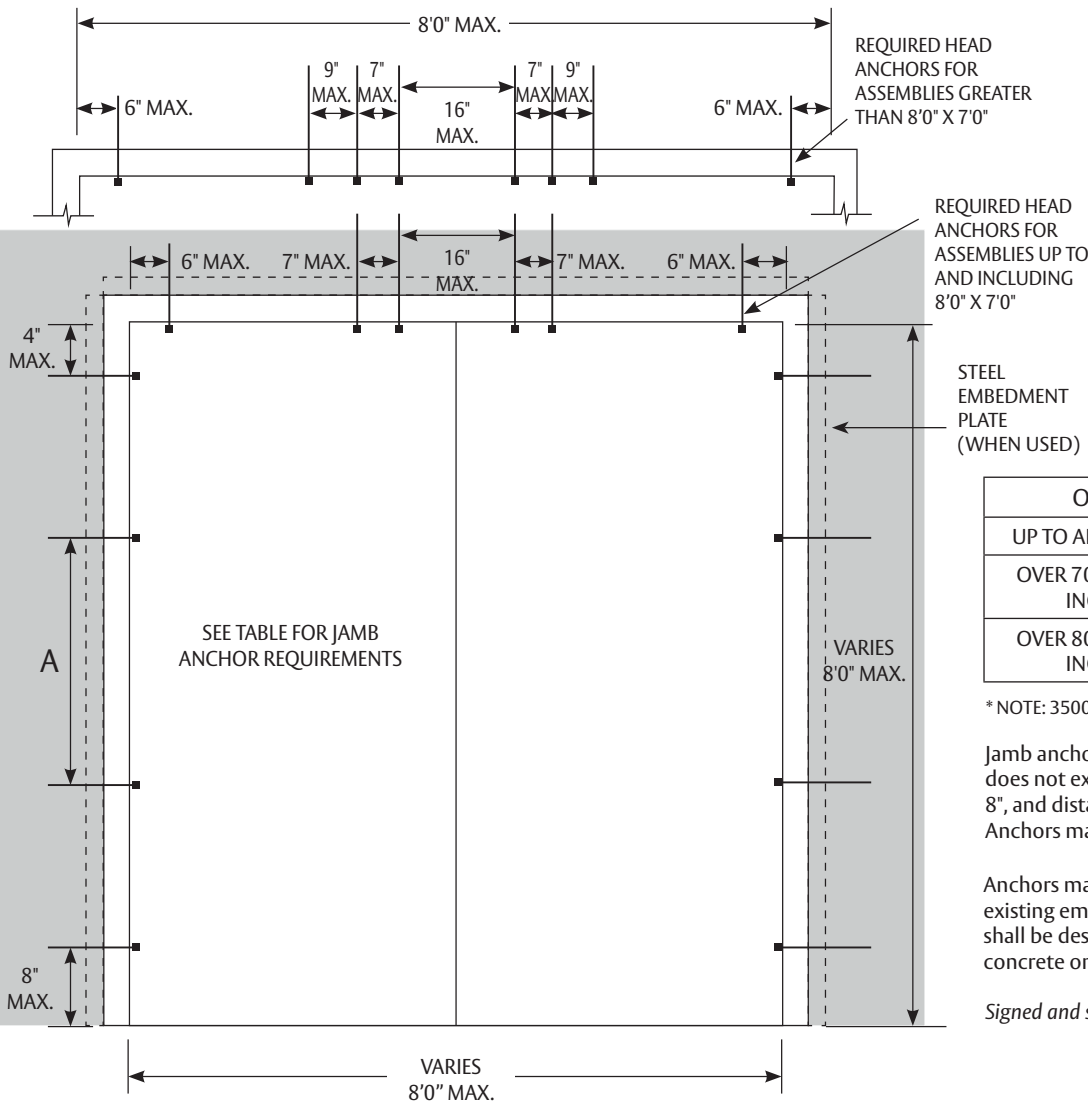


StormPro 361 Assembly Anchoring - Pairs

Head Anchoring Method – Welded Pipe Spacer with 3/8" Powers Lok Bolt AS

Jamb Anchoring Method – Welded Pipe Spacer with 3/8" Powers Lok Bolt AS



OPENING SIZE	"A" DIMENSION	MIN. # OF JAMB ANCHORS
UP TO AND INCLUDING 7070	24" MAX. ON CENTER	4
OVER 7070 AND UP TO AND INCLUDING 8070	21" MAX. ON CENTER	4
OVER 8070 AND UP TO AND INCLUDING 8080	21" MAX. ON CENTER	5

* NOTE: 3500 PSI is minimum requirement for frame anchors. Required wall concrete strength may be greater.

Jamb anchor locations may vary provided that the spacing on either side of each jamb anchor does not exceed dimension "A" in table above, distance from bottom corners does not exceed 8", and distance from top corners does not exceed 4". Head anchors shall be provided as shown. Anchors may have up to 1/4" maximum load bearing shim.

Anchors may be installed through existing embedment plates, provided that drilling through existing embedment plates is permissible as verified by others. Any existing embedment plates shall be designed and verified by others. Edge distance and embedment noted herein is to concrete only and does not include any embedment plates or finishes.

Signed and sealed anchor calculations available upon request.

<p>ASSA ABLOY, the global leader in door opening solutions</p>	JOB NO.	PROJECT	SHEET NO. OF
		LOCATION	